

Registration instructions for students of the MCI



Stadtrad[®]
Innsbruck

Wir bewegen die Stadt.



INNS'
BRUCK

Stadtrad Innsbruck for students of the MCI

The Student Union at MCI has made an agreement with IVB for the use of “Stadtrad Innsbruck”. MCI students can now use the Stadtrad Innsbruck rental bike system at a special rate, with the current annual fee of € 39 not being charged. With the advantage tariff, borrowing a Stadtrad is free of charge for the first 30 minutes of each journey. After 30 minutes the user fee depends on the time of rental (Preferential tariffs: stadtrad.ivb.at/en/).

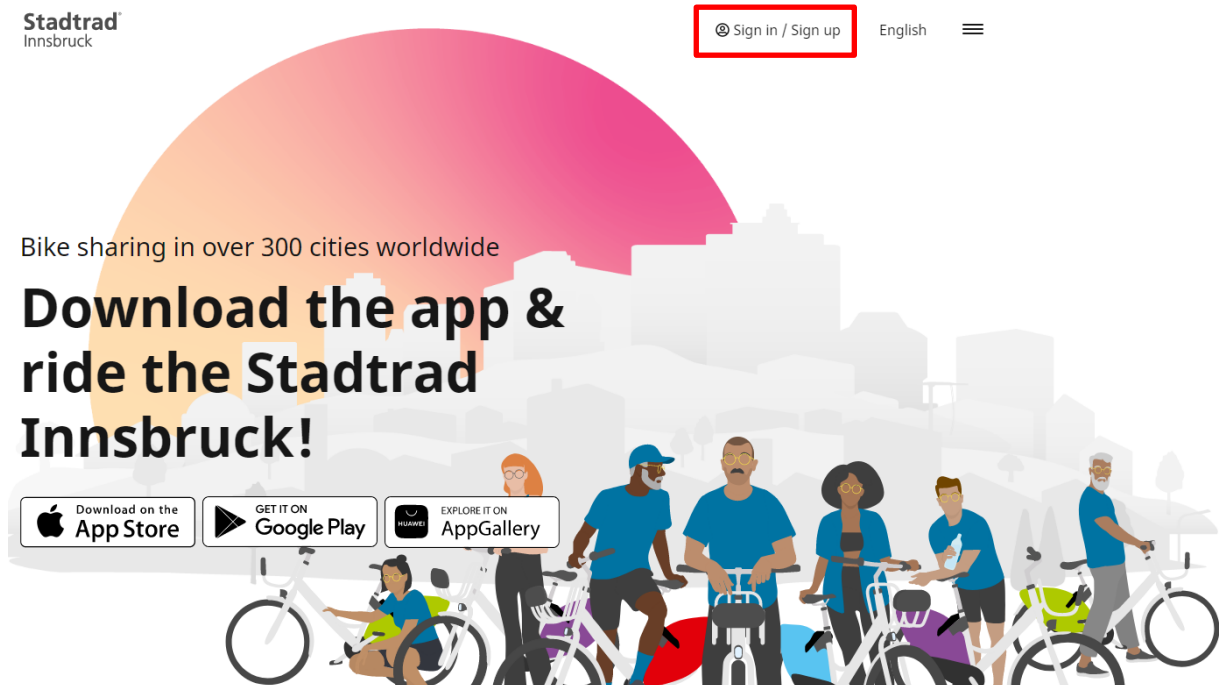
To take advantage of not paying the annual rate, you need to register as a regular user of Stadtrad Innsbruck according to the following instructions: stadtrad.ivb.at/en/account/registration.

If you have any questions regarding your registration with Stadtrad Innsbruck, please send an email to stadtrad@ivb.at.

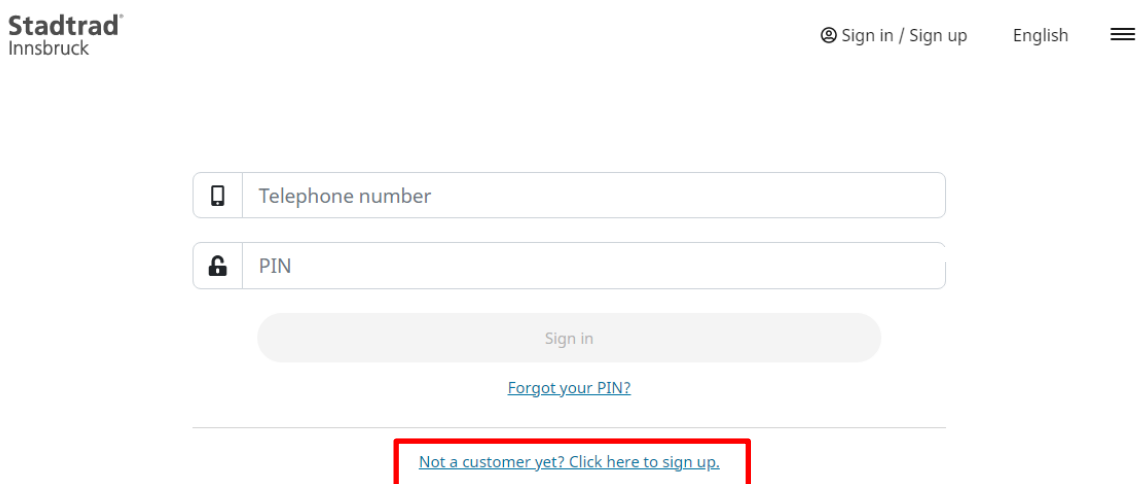


1. Students of the MCI who register for Stadtrad Innsbruck for the first time

1.1. First go to stadtrad.ivb.at and click on “Sign in / Sign up”

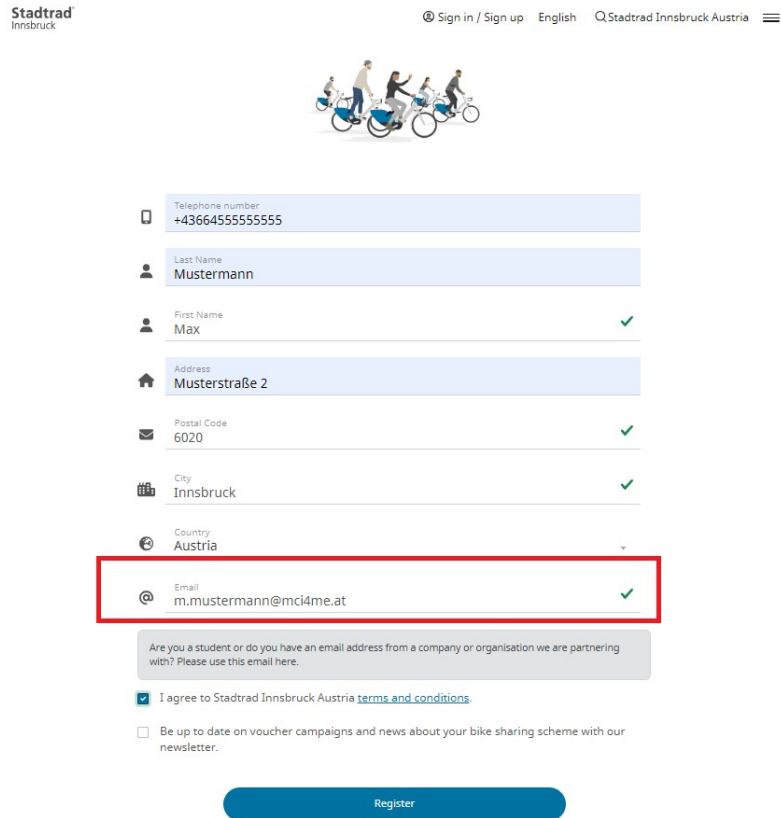


1.2. Second use the button “Not a customer yet? Click here to sign up.”



1.3. Registration of students of the MCI

Please pay attention to use the e-mail address with the domain [@mci4me.at](mailto:mustermann@mci4me.at) and click 'Register' afterwards.



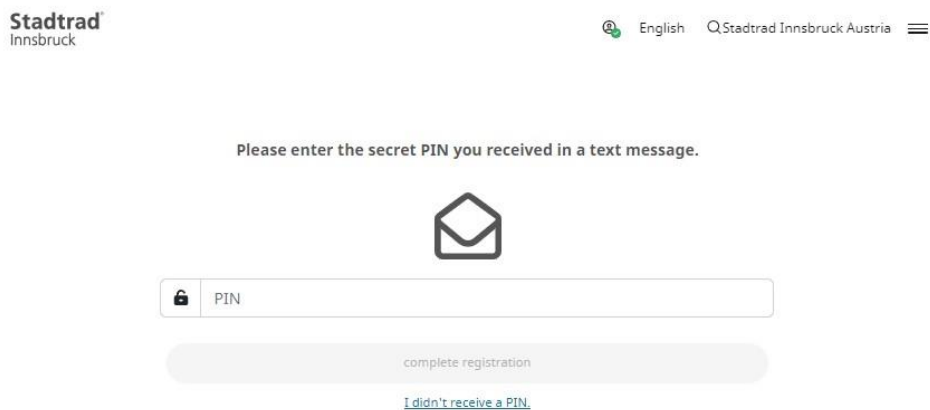
The registration form for Stadtrad Innsbruck includes the following fields and options:

- Telephone number: +4366455555555
- Last Name: Mustermann
- First Name: Max ✓
- Address: Musterstraße 2
- Postal Code: 6020 ✓
- City: Innsbruck ✓
- Country: Austria ✓
- Email: **m.mustermann@mci4me.at** ✓ (highlighted with a red box)

Below the email field, there is a checkbox for "I agree to Stadtrad Innsbruck Austria [terms and conditions](#)." and another checkbox for "Be up to date on voucher campaigns and news about your bike sharing scheme with our newsletter."

A blue "Register" button is located at the bottom of the form.

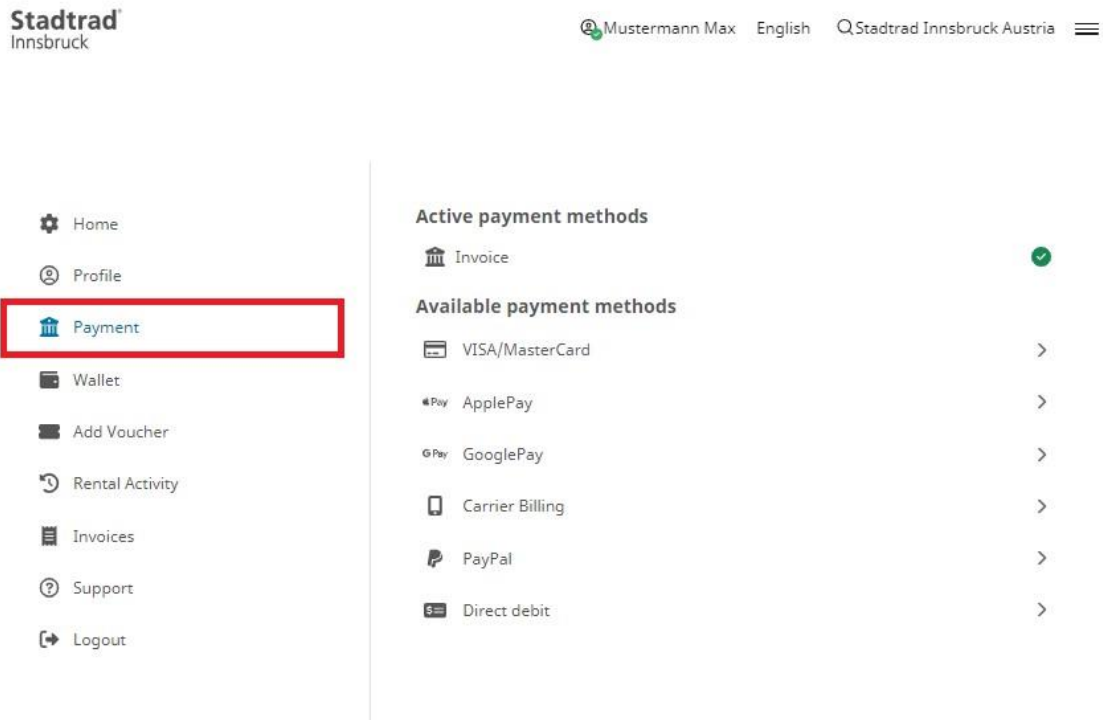
You will receive a PIN via text message to the mobile phone number you entered during registration. Enter the PIN into the given panel and confirm your registration.



The PIN verification form for Stadtrad Innsbruck includes the following elements:

- Stadtrad Innsbruck logo and navigation links (English, Stadtrad Innsbruck Austria).
- Text: "Please enter the secret PIN you received in a text message."
- Envelope icon above the PIN input field.
- Input field for PIN with a lock icon on the left.
- "complete registration" button.
- [I didn't receive a PIN.](#) link.

1.4. Payment Method



You must deposit a valid payment method to activate your customer account.

To verify the means of payment, 1 Euro will be debited by the company TIER Mobility SE and transferred back as a credit in your customer profile.

1.5. Linking for the advantage tariff

You will receive an email from stadtrad@ivb.at with a confirmation link. By confirming the link, your email address will be verified. If no e-mail arrives in your mailbox, please check your spam folder.



2. Students of the MCI who are already registered at Stadtrad Innsbruck

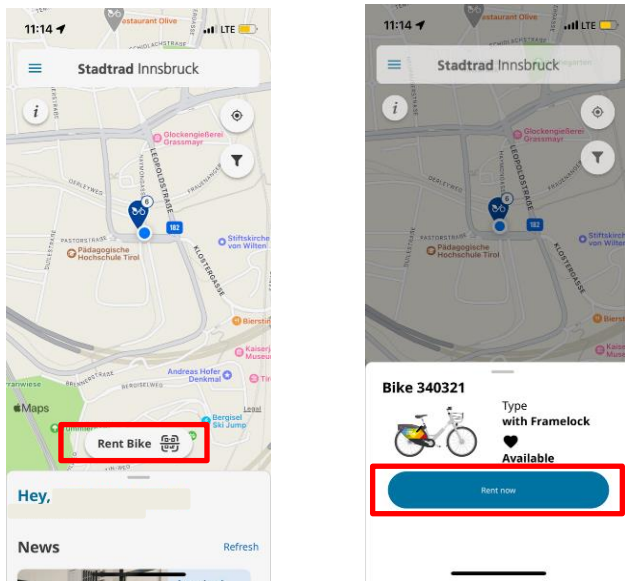
- MCI students who are already registered with the e-mail domain @mci4me.at at Stadtrad Innsbruck will automatically receive a confirmation link by e-mail. Once you click on this link within 72 hours, you are linked to the advantage tariff.
- If you missed the validity of the confirmation link, please renew your e-mail address in your customer account with the domain @mci4me.at. You will then receive the mail with the confirmation link again.
- If you have already booked a paid special rate with Stadtrad Innsbruck, please cancel this special rate at the next possible opportunity (cancellation by e-mail to stadtrad@ivb.at).
- For MCI students who have registered with Stadtrad Innsbruck using a different e-mail domain, the following applies: Please change your registered e-mail address in your customer account to your e-mail address at MCI (@mci4me.at). You will then receive a confirmation link by e-mail. As soon as you click on this link, you are linked to the advantage tariff.

3. How to use the Stadtrad Innsbruck

Rental bikes of Stadtrad Innsbruck can be rented and returned via the nextbike-app or the hotline (T +43 512 908069). A short instruction on how to rent the bikes via the nextbike-app is shown in the following pictures:

Using Stadtrad Innsbruck

Open the App. Press the "Rent Bike" button. Scan the QR-Code at the back of the bike. Confirm and enjoy cycling.



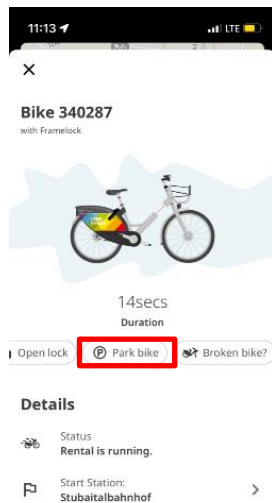
Returning Stadtrad Innsbruck

After arriving at a Stadtrad Innsbruck station, you only must close the lock on the rear wheel. For your convenience and confirmation, you will hear a short beep. The return of the bikes at our Stadtrad Innsbruck stations is mandatory. A service fee of € 20,- will be charged for a return at a random location.

If all the bike racks at a Stadtrad Innsbruck station are occupied, you can simply park your bike right next to the station and return the bike there.

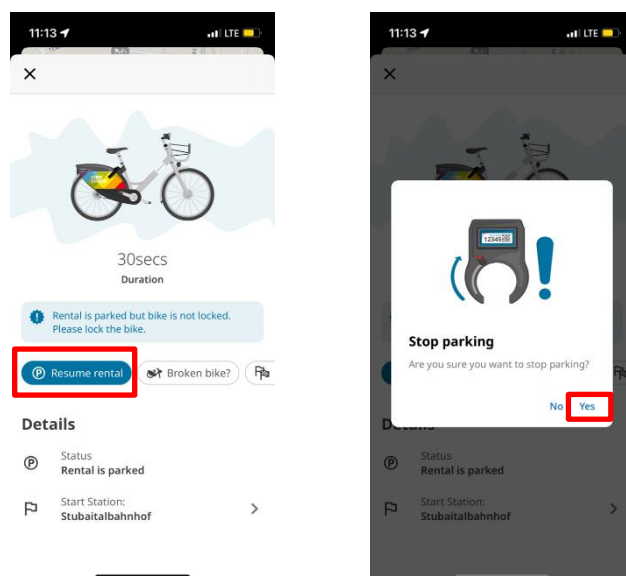
Taking a break from riding

Stadtrad Innsbruck offers you the possibility to park your bike in your rental and continue riding after a short break. To do this, you need to open the app, go to your current rental, and use the "park bike" function. It is important that you apply this mode first and then close the lock of the bike. Your rental will continue, but the bike cannot be used by other customers.



End Park Mode

If you want to continue the ride again, go to "Continue loan" in the app - the frame lock will open automatically.



Answers to common questions about the use of Stadtrad Innsbruck can be found online: <https://stadtrad.ivb.at/en/faq/>.